



# Federal Government of Somalia

Office of the Accountant General

## Government Quarterly Financial Report Quarter four 2020



# Introduction and Background

The Office of the Accountant General (OAG) is responsible for the preparation of accounts and financial reports to provide such information as may be necessary to show the results of the management of the national budget that include a comparison between the estimated and actual revenue and expenditure and any other information prescribed in the Financial and Accounting Procedures of the State of 2020.

In this summary report, the Office of the Accountant General (OAG) accordingly presents the fiscal performance of the Federal Government of Somalia for the financial year relating to the period at the end of the quarter two of the Fiscal Year (FY) 2020. Areas included in the report are;

- Dashboards for a commentary on FGS fiscal performance for the period;
- Fiscal Summary report of FGS revenue and expenditure;
- Revenue performance for the details of the revenues collected by the revenue collection authorities;

The table below shows main sources of revenues and types of expenditure of the Federal Government of Somalia in line with the Budget Appropriation Act of 2020

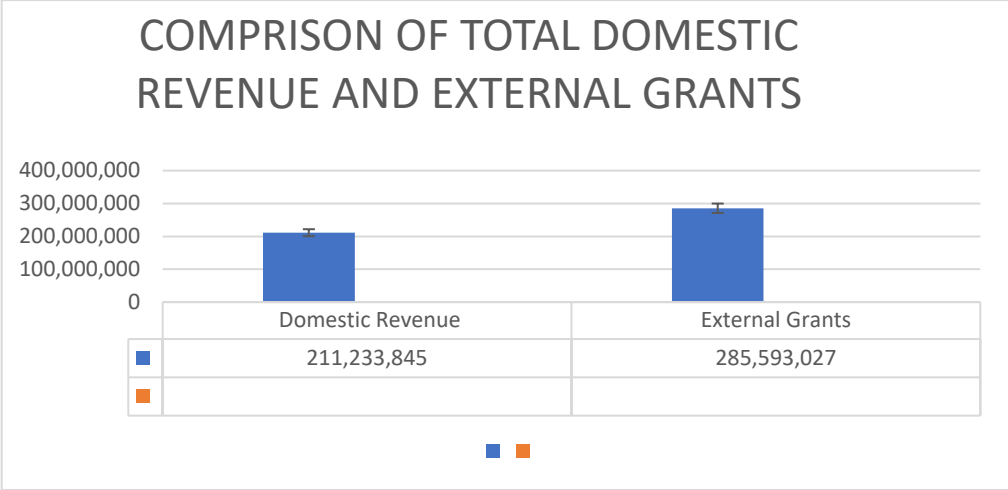
Table: FGS sources of revenue and types of expenditure.

<b>Sources of Revenue</b>
<ul style="list-style-type: none"> <li>• Domestic Revenue in the form of Taxes and Non – tax revenue</li> <li>• Grants (External Donor Funds)</li> </ul>
<b>Types of Expenditure</b>
<ul style="list-style-type: none"> <li>• Compensation to employees (salary and allowances)</li> <li>• Use of Goods and Services</li> <li>• Grants (Transfers to Federal Member States)</li> <li>• Capital Expenditure and</li> <li>• Other expenses (Contingency)</li> </ul>

It is important to note that following the implementation of the Somali Financial Management Information System (SFMIS) in 2014 by the FGS in order to enhance accountability and transparency in the management of the public money and to increase the level of accuracy of financial data and information, all financial reports and data included in this report are extracted directly from the SFMIS.

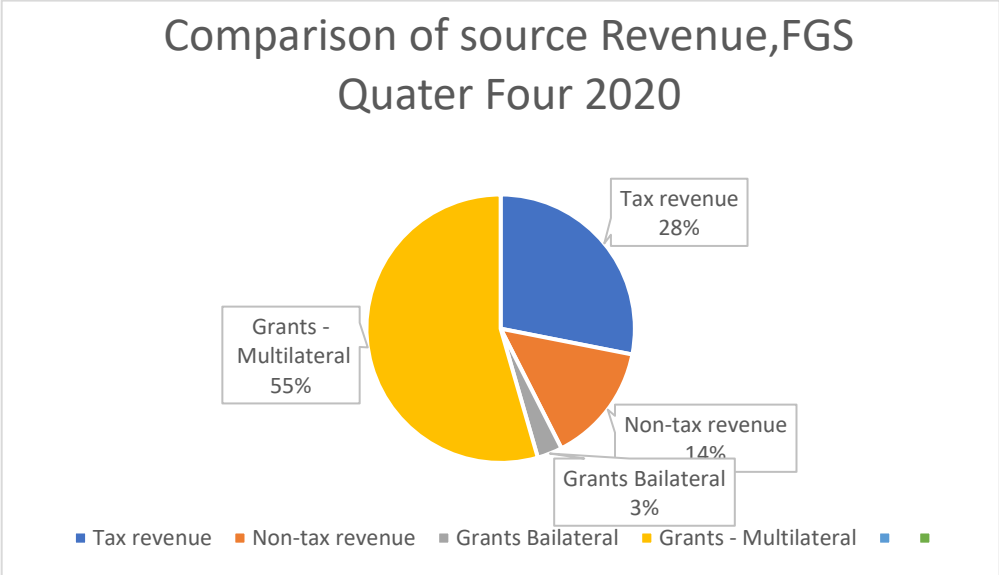
# Comparison between FGSs' main revenue source Categories.

Figure COMPARISON OF DOMESTIC REVENUE AND EXTERNAL GRANTS QUATER FOUR 2020



- Domestic revenue accounted for 43% of the total revenue collected by the Federal Government of Somalia. this is mainly due to the lower Domestic Cause by Coronavirus,
- While the external grants accounted for the remaining portion of 57%.

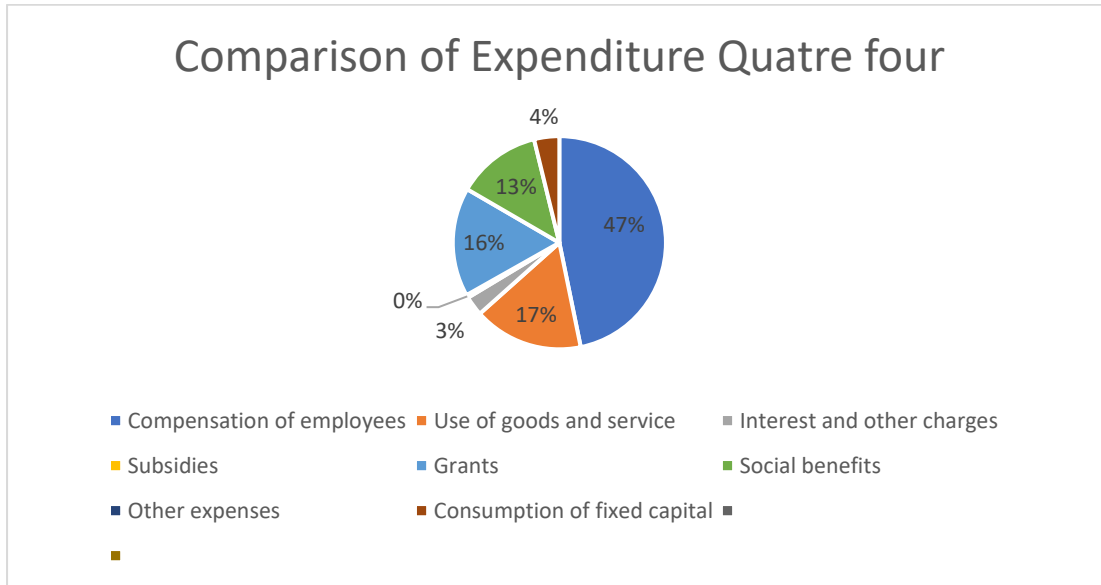
Figure 1 simple **COMPARISON OF TAX REVENUE, NON-TAX REVENUE AND EXTERNAL GRANTS**  
**QUARTER FOUR 2020**



- Tax revenue amounted 28% out of the total government revenue; non-tax revenue with 14 % followed by external grants which is multilateral amounted 3% and bilateral grants received by the Government during the same period accounted for 55%

# Comparison between FGSs' Categories of Expenditure

Figure 2 *Comparison between FGSs' Categories Expenditure Quarter FOUR 2020*



- From the Budget Appropriations Act of 2020, FGS expenditure is classified under the following categories;
  - Compensation of Employees: which is payments of salary and allowances for the benefit of the civil servants. This category remains the highest with 47% of the total expenditure as per the chart above.
  - Use of Goods and Service: this category turned out as the second most incurred expenditure category after employees' cost and accounted for 17% of the total expenditure.
  - Grants (Transfers to the Federal Member States) (TFMSs): as the name suggests this category is used by the FGS to make Government budgetary support to the Federal Member States; Puntland State, Jubbaland state, Southwest state, Galmudug State, Hirshabelle State and Benadir region. This category represented the third highest percentage of 16% of the total Quarter three expenditure.
  - Capital Expenditure: is used to fund FGSs' National Development Plans and as shown in the
  - Social benefits 13% of the total expenditure was incurred during the period.
  - Other expenses (Contingency expenditure): during this quarter there were no expenditure incurred out of the contingency account as the 0% of the above chart shows.
  - Interest and other charge during this quarter there were expenditure incurred out of the interest account as the 3% of the above chart shows

Following are statements extracted from the Somali Financial Information Management System [SFMIS]



Federal Government of Somalia

Summary of Government Revenue and Expenditure as of December, 2020

Description	Budget / Estimate	For the Month of December, 2020	YTD Actuals	Variance
<b>Total Domestic Revenue</b>	<b>167,519,728</b>	<b>22,122,532</b>	<b>211,233,845</b>	<b>-43,714,117</b>
Tax revenue	107,048,070	13,136,072	139,529,217	-32,481,147
Non-tax revenue	60,471,657	8,986,461	71,704,628	-11,232,970
<b>Total External Grants</b>	<b>410,584,508</b>	<b>46,629,678</b>	<b>285,593,027</b>	<b>124,991,482</b>
Current - Grants Bilateral	30,000,000		15,000,000	15,000,000
Capital	12,000,000			12,000,000
Current - Grants - Multilateral	368,584,508	46,629,678	270,593,027	97,991,482
Current (Multi-lateral)				
<b>Total Revenue and Grants</b>	<b>578,104,236</b>	<b>68,752,210</b>	<b>496,826,871</b>	<b>81,277,365</b>
<b>Total Recurrent Expenditure</b>	<b>643,352,141</b>	<b>84,962,539</b>	<b>466,717,012</b>	<b>176,635,128</b>
Compensation of employees	235,262,920	26,488,599	227,014,247	8,248,673
Use of goods and services	154,010,694	15,723,328	80,677,472	73,333,223
Interest and other charges	14,563,584	1,352,458	14,444,846	118,738
Subsidies	2,210,000	508,901	2,161,914	48,086
Grants	143,048,110	6,689,125	80,283,381	62,764,729
Social benefits	93,435,025	34,200,127	62,135,152	31,299,873
Other expenses	821,807			821,807
<b>Total Capital Expenditure</b>	<b>41,918,594</b>	<b>5,575,267</b>	<b>18,551,695</b>	<b>23,366,899</b>
Consumption of fixed capital	41,918,594	5,575,267	18,551,695	23,366,899
<b>Total Expenditure</b>	<b>685,270,734</b>	<b>90,537,806</b>	<b>485,268,707</b>	<b>200,002,027</b>
<b>Financing Gap / Surplus (-) or (+)</b>	<b>-107,166,498</b>	<b>-21,785,596</b>	<b>11,558,164</b>	<b>-118,724,662</b>

## Revenue performance comprehensive

# Federal Government of Somalia

Revenue Performance Report from October, 2020 to December, 2020



Code	Description	Original Estimate	Virements	Revised Estimate	YTD Actuals	Variance
<b>1111</b>	<b>Payable by individuals</b>	<b>8,300,000</b>	<b>-870,678</b>	<b>7,429,322</b>	<b>4,034,239</b>	<b>3,395,083</b>
111101	Wages and salaries (Public Sector Payees)	3,800,000		3,800,000	1,802,701	1,997,299
111102	Wages and salaries (Private Sector Employees)	4,500,000	-870,678	3,629,322	2,231,538	1,397,784
<b>1112</b>	<b>Payable by corporations</b>	<b>2,500,000</b>	<b>-1,500,000</b>	<b>1,000,000</b>	<b>2,057,511</b>	<b>-1,057,511</b>
112101	Corporate profit tax	2,500,000	-1,500,000	1,000,000	2,057,511	-1,057,511
<b>1131</b>	<b>Other taxes - on Income</b>	<b>500,000</b>	<b>-203,282</b>	<b>296,719</b>	<b>140,676</b>	<b>156,043</b>
113101	Rental income	500,000	-203,282	296,719	140,676	156,043
<b>1141</b>	<b>General taxes on goods and services</b>	<b>27,100,000</b>	<b>-9,298,765</b>	<b>17,801,235</b>	<b>6,275,958</b>	<b>11,525,277</b>
114101	Sales taxes - Hotels	800,000	-500,000	300,000	378,112	-78,112
114102	Sales taxes - Telecommunications	5,900,000	-1,690,443	4,209,557	849,068	3,360,489
114103	Sales taxes - Electricity Companies	1,300,000		1,300,000		1,300,000
114104	Sales taxes - on imported goods	16,000,000	-5,039,486	10,960,514	4,979,426	5,981,088
114105	Sales taxes - Airline tickets	2,100,000	-1,770,000	330,000	69,352	260,648
114106	Sales taxes - Others (TV Cable Providers)	1,000,000	-298,836	701,164		701,164

1151	<b>Customs and other import duty</b>	<b>92,000,000</b>	<b>-22,213,264</b>	<b>69,786,736</b>	<b>22,500,041</b>	<b>47,286,695</b>
115100	Customs and other Import duties	92,000,000	-22,213,264	69,786,736		69,786,736
115101	Custom taxes on petroleum				2,743,847	-2,743,847
115102	Custom taxes on export goods				137,813	-137,813
115103	Road vehicles (salon cars)				2,103,590	-2,103,590
115104	Import tax on sugar				1,729,070	-1,729,070
115105	Crude vegetable materials				360	-360
115106	Import tax on tobacco and matches				695,592	-695,592
115108	Flour				686,725	-686,725
115109	Construction of electronic materials				1,827,583	-1,827,583
115110	Cereal products, spaghetti etc				447	-447
115111	Vegetable oils				405,696	-405,696
115112	Soap and cleaning products				590,722	-590,722
115113	Apparel, clothing, textile yarn				1,370,418	-1,370,418
115114	Footwear				1,188	-1,188
115115	Tea				72,166	-72,166
115116	Vegetables and fruits				32,156	-32,156
115117	Plastic materials				106,949	-106,949
115118	Rubber tyers				53,076	-53,076
115119	Poultry and edible offals				140,631	-140,631
115120	Building materials				1,124,156	-1,124,156
115121	Electronic materials				1,566,077	-1,566,077
115122	Food items /rice, spaghetti. etc				908,975	-908,975
115123	Household materials				1,085,413	-1,085,413
115124	Cosmetics & perfume				147,302	-147,302
115125	Others				3,621,198	-3,621,198
✓	115126 Gold					
✓	115127 Shoes				508,578	-508,578
✓	115128 Beverages				840,313	-840,313
✓	<b>1156 Other taxes on int. trade and transactions</b>	<b>14,000,000</b>	<b>-9,000,000</b>	<b>5,000,000</b>	<b>687,439</b>	<b>4,312,561</b>
✓	115601 Import tax on Khat	14,000,000	-9,000,000	5,000,000	687,439	4,312,561



1161	<b>Payable solely by business</b>	<b>11,100,000</b>	<b>-5,365,941</b>	<b>5,734,059</b>	<b>3,217,450</b>	<b>2,516,609</b>
116101	Stamp duties of invoices and contracts (notary)	2,000,000	-1,712,252	287,748	559,973	-272,225
116102	Road tax	1,900,000	-1,388,727	511,273	414,241	97,032
116103	Other stamp duty	3,700,000	-1,456,466	2,243,535	1,246,778	996,757
116109	stamp duty on customs	3,500,000	-808,496	2,691,504	996,459	1,695,045
1311	<b>Current - Grants Bilateral</b>	<b>30,000,000</b>		<b>30,000,000</b>	<b>7,500,000</b>	<b>22,500,000</b>
131101	Current (Turkey)	30,000,000		30,000,000	7,500,000	22,500,000
1312	<b>Capital</b>		<b>12,000,000</b>	<b>12,000,000</b>		<b>12,000,000</b>
131201	Capital (Turkey)					
131202	Capital (Saudi Arabia)					
131204	UAE		12,000,000	12,000,000		12,000,000
1321	<b>Current - Grants - Multilateral</b>	<b>201,750,902</b>	<b>166,833,606</b>	<b>368,584,508</b>	<b>84,601,298</b>	<b>283,983,210</b>
132101	Current - World Bank - Multi-partner Trust Fund (SFF)	4,833,325	-4,742,311	91,014		91,014
132102	Current - World Bank - Capacity Injection Project	4,459,835	-1,459,835	3,000,000	248,381	2,751,619
132103	Current - World Bank - Public Financial management	10,450,960	-5,450,960	5,000,000	1,302,439	3,697,561
132104	Current - World Bank - ICT Sector Support	1,241,700	-640,000	601,700		601,700
132105	Current - World Bank - SCORE	5,655,700	344,300	6,000,000	2,265,318	3,734,682
132106	Current - World Bank - RCRF - Budget support	1,970,646	6,157,246	8,127,892	9,397,682	-1,269,790
132107	Current - World Bank - SOPTAP (Petroleum)	242,650	36,933	279,583	178,932	100,651
132108	Current - African Development Bank - Economic and Financial Governance	5,702,486		5,702,486	26,393,591	-20,691,105
132109	Current - United Nations - Peace Building Fund (SFF)		3,850,036	3,850,036	1,761,977	2,088,060
132110	Current - Urban Investment Planning Project (SUIIP)	4,169,492	1,203,029	5,372,521	570,388	4,802,134
132111	Current - United Nations - District Rehabilitation Project (S2S)	1,930,507		1,930,507	715,985	1,214,522

132112	Current - European Union - Police					
132113	Current - European Union - Budget support	33,000,000	-7,700,000	25,300,000		25,300,000
132114	Global Partnership For Education	4,838,008	-409,400	4,428,608	440,120	3,988,488
132115	Current - World Bank - SEAP	2,179,800		2,179,800	298,451	1,881,349
132116	Current Somalia Shock-Responsive Social Safety Net Project Project	30,878,000	20,867,509	51,745,509	28,455,394	23,290,115
132117	WB - Recurrent Costs and Reform Financing Project	46,500,000	-10,092,601	36,407,399		36,407,399
132118	WB Surge Support					
132119	WB - Somalia Petroleum Sector Technical Assistance Project					
132120	Current- African Development Bank - Energy Sector Project	693,582		693,582		693,582
132121	Current- World Bank - "BIYOOLE" PROJECT	5,911,908	1,998,622	7,910,529	947,321	6,963,208
132122	Current - African Development Bank - Road Infurasturecture Program	3,030,939		3,030,939		3,030,939
132123	Current - African Development Bank - SIEMID	2,212,356		2,212,356		2,212,356
132124	Current- World Bank - SCALED-UP PROJECT	20,548,000	-15,048,000	5,500,000	2,186,597	3,313,403
132125	Current - WB- Somali Urban Investment Planning Project - Additional Financing	541,809	22,800	564,609	87,934	476,675
132126	Current- World Bank - Somalia Urban Resilience Project PH2	10,759,200	-1,759,200	9,000,000	1,650,660	7,349,340
132127	Current- World Bank - DPO		100,000,000	100,000,000		100,000,000
132129	Current -World Bank - Somalia Crisis Recovery Project (SCRP)		33,044,166	33,044,166		33,044,166
132130	Current - United Nations - Maximum County Allocation (GPE-MCA) Project		2,611,240	2,611,240		2,611,240
132131	Current - WB - Somali Integrated Statistics and Economic Capacity Building Project		4,000,032	4,000,032		4,000,032
132132	Current - WB - Somalia Emergency Locust Response Project (SELRP)		40,000,000	40,000,000	7,700,127	32,299,873
1331	<b>Current (Multi-lateral)</b>					
133101	Inter-entity transfers:Salaries					

1421	<b>Administrative fees and charges</b>	<b>74,300,000</b>	<b>-17,327,542</b>	<b>56,972,459</b>	<b>18,495,694</b>	<b>38,476,764</b>
142201	Administrative charges	3,000,000	-1,022,292	1,977,708	1,449,166	528,543
142202	Visa charges	5,000,000	-2,400,000	2,600,000	2,724,992	-124,992
142203	Passports fees	5,000,000	-1,450,000	3,550,000		3,550,000
142204	Licence fees - Commerce and industry	1,000,000	-365,226	634,775	312,500	322,275
142205	Work permits and other fees	1,200,000	-940,000	260,000	177,330	82,670
142206	Harbour fees - Albayrak	27,000,000	-5,821,241	21,178,759	10,022,069	11,156,689
142207	Airport fees - Favori	2,400,000	-976,660	1,423,340	1,366,997	56,343
142208	Fisheries licence fees	2,100,000		2,100,000	220	2,099,780
142210	Telecommunication Spectrum fees	12,600,000		12,600,000		12,600,000
142211	Overflight fees	15,000,000	-4,352,123	10,647,877	2,442,420	8,205,457
1425	<b>Harbour Fees</b>	<b>4,600,000</b>	<b>-1,100,801</b>	<b>3,499,199</b>	<b>1,205,914</b>	<b>2,293,285</b>
142502	Customs Harbour fees	4,600,000	-1,100,801	3,499,199	1,205,914	2,293,285
<b>Grand Total</b>		<b>466,150,902</b>	<b>111,953,334</b>	<b>578,104,236</b>	<b>150,716,221</b>	<b>427,388,014</b>



# Federal Government of Somalia

## Expenditures Report as of December, 2020

Description	Budget / Estimate	For the Month of December, 2020	YTD Actuals	Variance
<b>21 Compensation of employees</b>	<b>235,262,920</b>	<b>26,488,599</b>	<b>227,014,247</b>	<b>96%</b>
2111 Wages and salaries in cash	144,465,873	13,925,227	140,980,460	98%
2112 Allowances	76,239,238	9,841,546	72,092,051	95%
2131 Other employee costs	14,508,601	2,721,826	13,941,736	96%
2132 Arrears on Allowances	49,208			0%
<b>22 Use of goods and services</b>	<b>154,010,694</b>	<b>15,723,328</b>	<b>80,677,472</b>	<b>52%</b>
2211 Utilities	7,204,318	681,210	4,334,479	60%
2212 Rent	2,616,551	273,178	1,955,537	75%
2213 Fuel and lubricants	7,212,722	1,190,538	5,274,171	73%
2214 Repairs and maintenance	3,828,133	310,355	2,345,356	61%
2215 Office materials and other consumables	5,367,719	557,069	3,063,533	57%
2216 Travel expenses	12,353,599	1,868,485	6,386,033	52%
2221 Education expenses	3,217,304	155,000	1,624,774	51%
2222 Training expenses	7,615,016	554,166	1,172,144	15%
2231 Consulting and professional fees	33,336,171	2,744,073	13,211,505	40%
2232 Audit fees	894,176	54,443	62,023	7%
2241 Bank commissions	7,457,161	903,157	6,342,644	85%
2243 Insurance charges/premium	99,511	11,000	16,150	16%
2251 Health and hygiene	8,540,000	111,990	775,739	9%
2252 Agricultural supplies and inputs	400,000			0%
2253 Military materials, supplies and services	696,000	100,000	633,049	91%
2255 Other specialized materials and services	10,269,339	855,541	1,972,022	19%
2256 Special operational services	10,198,558	590,624	7,112,726	70%
2261 Other General Expenses	32,704,417	4,762,499	24,395,587	75%

23	<b>Consumption of fixed capital</b>	41,918,594	5,575,267	18,551,695	44%
2311	Buildings and structures	2,525,160		546,050	22%
2312	Machinery, furniture and equipment	5,120,627	106,459	273,529	5%
2313	Information and Communication Technology (ICT)	9,053,706	4,217,197	6,834,586	75%
2314	Other fixed assets	25,219,100	1,251,611	10,897,530	43%
24	<b>Interest and other charges</b>	14,563,584	1,352,458	14,444,846	99%
2411	Loan Interest and Commitment Charges	14,563,584	1,352,458	14,444,846	99%
25	<b>Subsidies</b>	2,210,000	508,901	2,161,914	98%
2521	To non-financial private enterprises	2,210,000	508,901	2,161,914	98%
26	<b>Grants</b>	143,048,110	6,689,125	80,283,381	56%
2611	Current				
2621	Current	1,225,000		619,908	51%
2631	Transfers to Sub National	141,823,110	6,689,125	79,663,473	56%
27	<b>Social benefits</b>	93,435,025	34,200,127	62,135,152	67%
2711	Social Security benefits	46,850,834	26,500,000	46,850,834	100%
2721	Social Assistance Benefits	46,584,191	7,700,127	15,284,318	33%
28	<b>Other expenses</b>	821,807			0%
2821	Contingency Items - Operating & Capital Expenses	821,807			0%
31	<b>Assets</b>		-1,459,212		#NUM!
3151	Advances		-1,459,212		
	<b>Grand Total</b>	<b>685,270,734</b>	<b>89,078,594</b>	<b>485,268,707</b>	<b>71%</b>

.....End.....