

Federal Government of Somalia

Office of the Accountant General

Government Quarterly Financial Report **Quarter Three, 2019**



Introduction and Background

The Office of the Accountant General (OAG) is responsible for the preparation of accounts and financial reports to provide such information as may be necessary to show the results of the management of the national budget that include a comparison between the estimated and actual revenue and expenditure and any other information prescribed in the Financial and Accounting Procedures of the State of 1961 (as amended in 1971).

In this summary report, the Office of the Accountant General (OAG) accordingly presents the fiscal performance of the Federal Government of Somalia for the financial year relating to the period at the end of the quarter three of the Fiscal Year (FY) 2019. Areas included in the report are;

- Dashboards for a commentary on FGS fiscal performance for the period;
- Fiscal Summary report of FGS revenue and expenditure;
- Revenue performance for the details of the revenues collected by the revenue collection authorities;

The table below shows main sources of revenues and types of expenditure of the Federal Government of Somalia in line with the Budget Appropriation Act of 2019

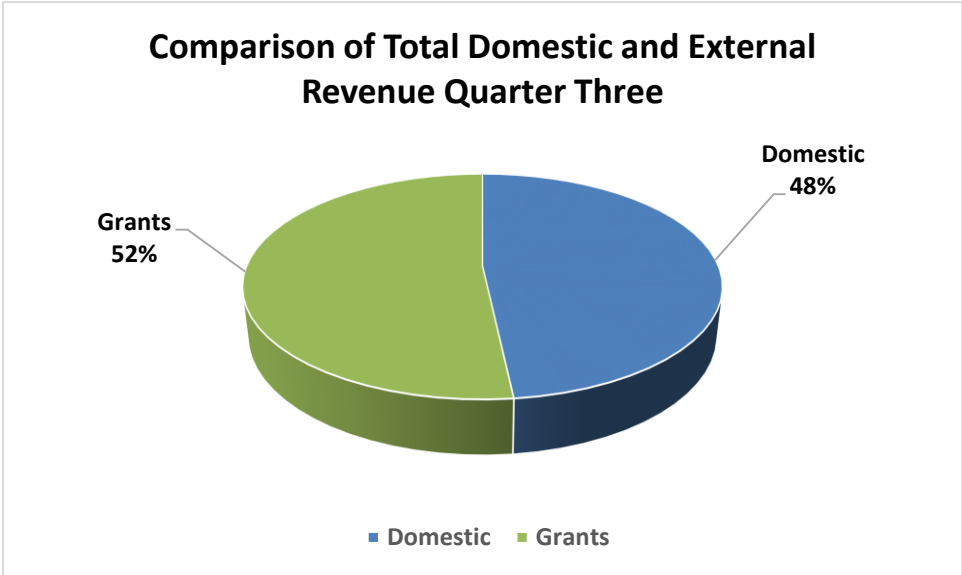
Table: FGS sources of revenue and types of expenditure.

Sources of Revenue
<ul style="list-style-type: none">• Domestic Revenue in the form of Taxes and Non – tax revenue• Grants (External Donor Funds)
Types of Expenditure
<ul style="list-style-type: none">• Compensation to employees (salary and allowances)• Use of Goods and Services• Grants (Transfers to Federal Member States)• Capital Expenditure and• Other expenses (Contingency)

It is important to note that following the implementation of the Somali Financial Management Information System (SFMIS) in 2014 by the FGS in order to enhance accountability and transparency in the management of the public money and to increase the level of accuracy of financial data and information, all financial reports and data included in this report are extracted directly from the SFMIS.

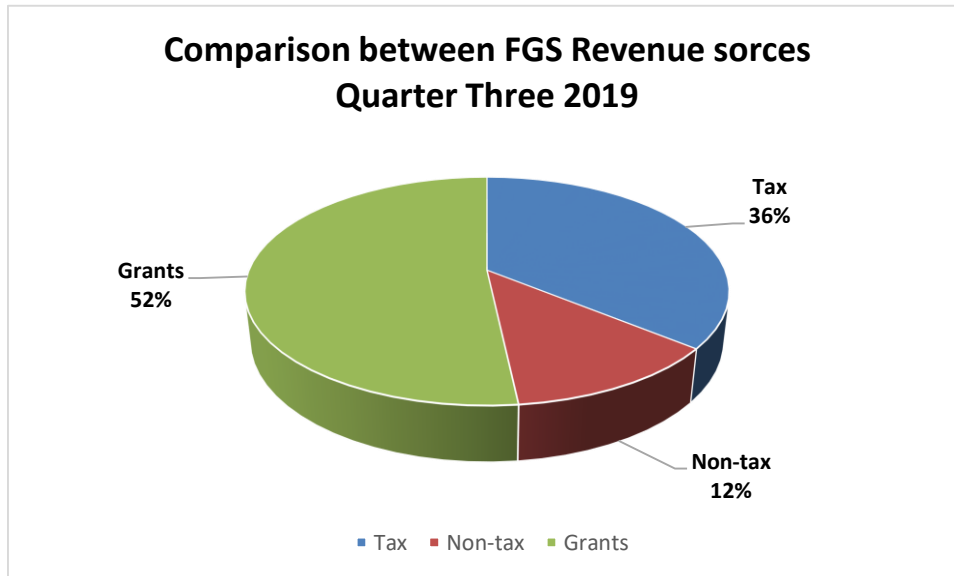
Comparison between FGSs' main revenue source Categories.

Figure COMPARISON OF DOMESTIC REVENUE AND EXTERNAL GRANTS QUATER THREE 2019

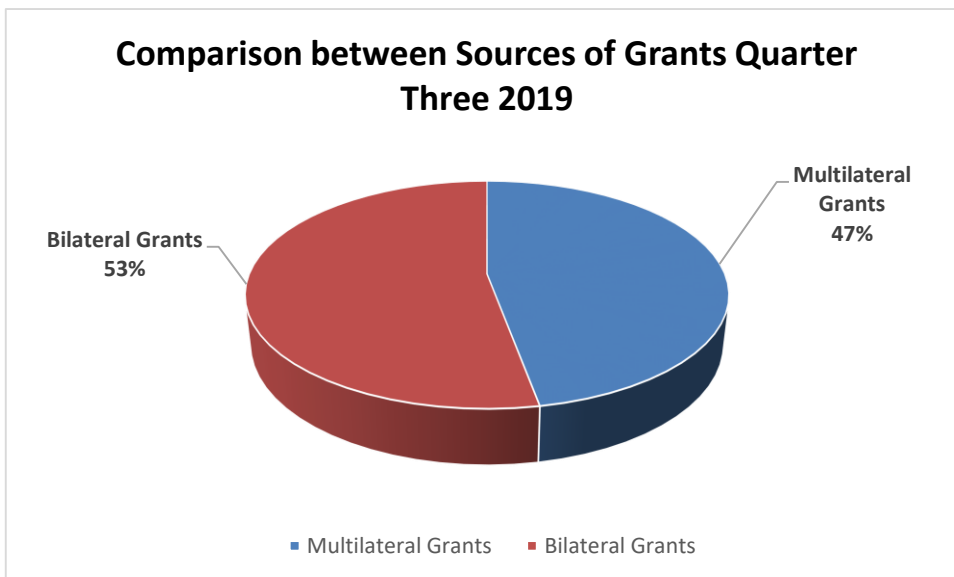


- Domestic revenue accounted for 48% of the total revenue collected by the Federal Government of Somalia. Taxes from customs were much lower than the first and second quarters of this year, and this is mainly due to the lower activities of the main port of Mogadishu and thus lower imported goods.
- While the external grants accounted for the remaining portion of 52%. This is because of the unexpected amount of \$21M received from Qatar Government during this quarter.

Figure 1 simple **COMPARISON OF TAX REVENUE, NON-TAX REVENUE AND EXTERNAL GRANTS
QUARTER THREE 2019**



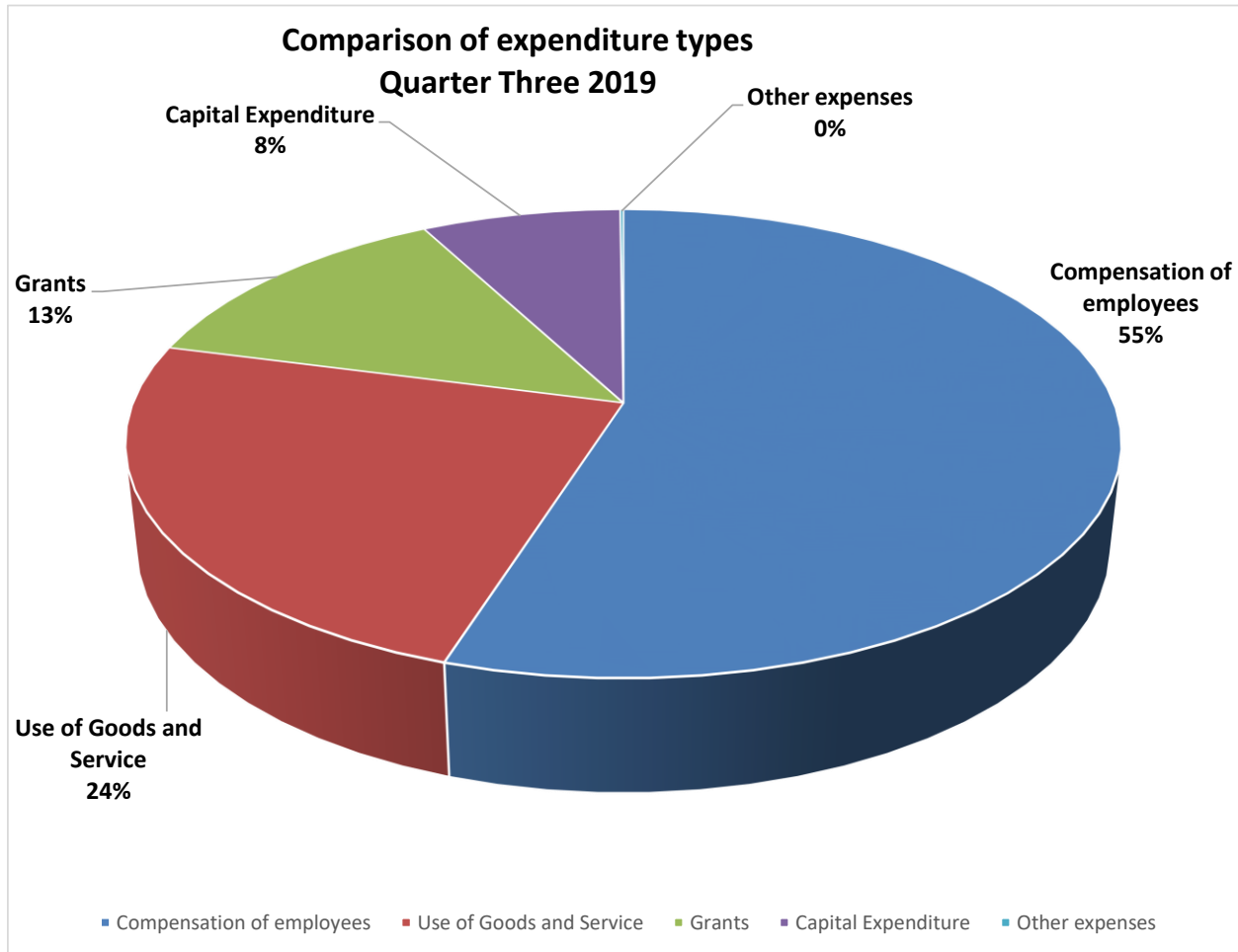
- Tax revenue amounted 36% out of the total government revenue; non-tax revenue with 12 % followed by external grants which is multilateral and bilateral grants received by the Government during the same period accounted for 52%.



- Grants revenue comprises of two main categories namely; bilateral and multilateral. Grants received in the form of bilateral included support received from the brotherly government of Turkey and Qatar. Most of the multilateral support received through project and programs implemented by the donor agencies within the Ministries of the Federal Government and federal Member States as well.

Comparison between FGSs' Categories of Expenditure

Figure 2 *Comparison between FGSs' Categories Expenditure Quarter three 2019*



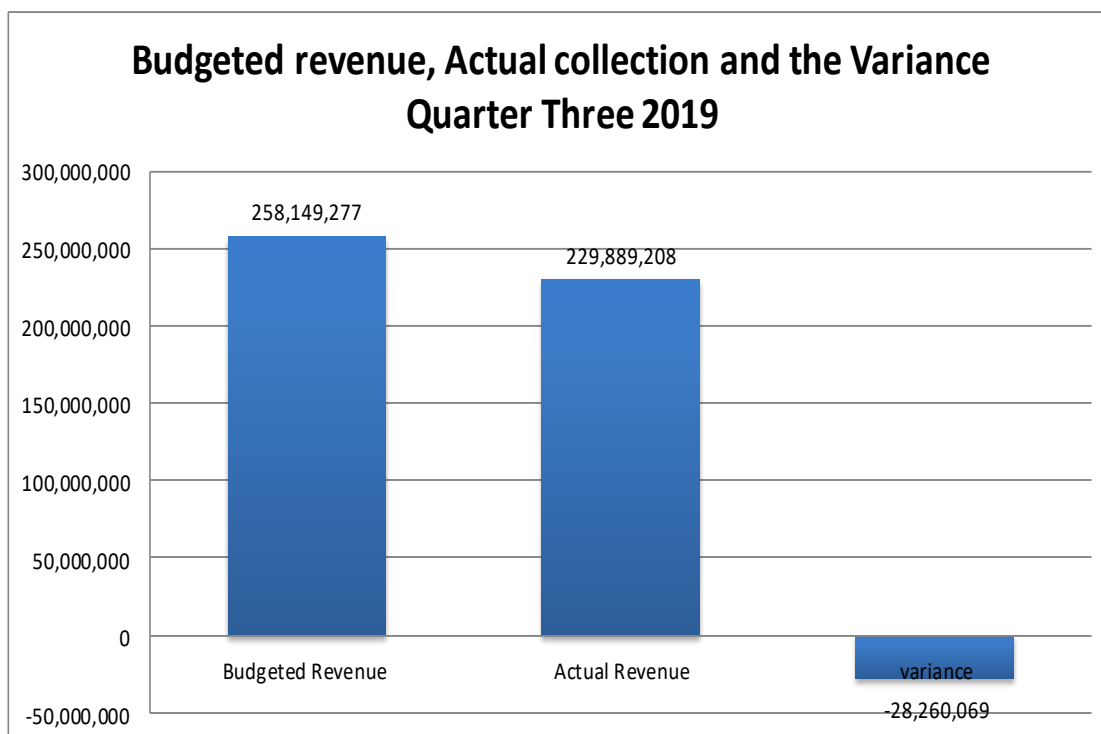
- From the Budget Appropriations Act of 2019, FGS expenditure is classified under the following categories;
 - **Compensation of Employees:** which is payments of salary and allowances for the benefit of the civil servants? This category remains the highest with **55%** of the total expenditure as per the chart above.
 - **Use of Goods and Service:** this category turned out as the second most incurred expenditure category after employees' cost and accounted for **24%** of the total expenditure.
 - **Grants (Transfers to the Federal Member States) (TFMSs):** as the name suggests this category is used by the FGS to make Government budgetary support to the Federal

Member States; Punt land State, Jubbaland state, Southwest state, Galmudug State, Hirsh belle State and Benadir region. This category represented the third highest percentage of **13%** of the total Quarter three expenditure.

- **Capital Expenditure:** is used to fund FGSs’ National Development Plans and as shown in the chart above, only **8%** of the total expenditure was incurred during the period.
- **Other expenses (Contingency expenditure):** during this quarter there were no expenditure incurred out of the contingency account as the **0%** of the above chart shows.

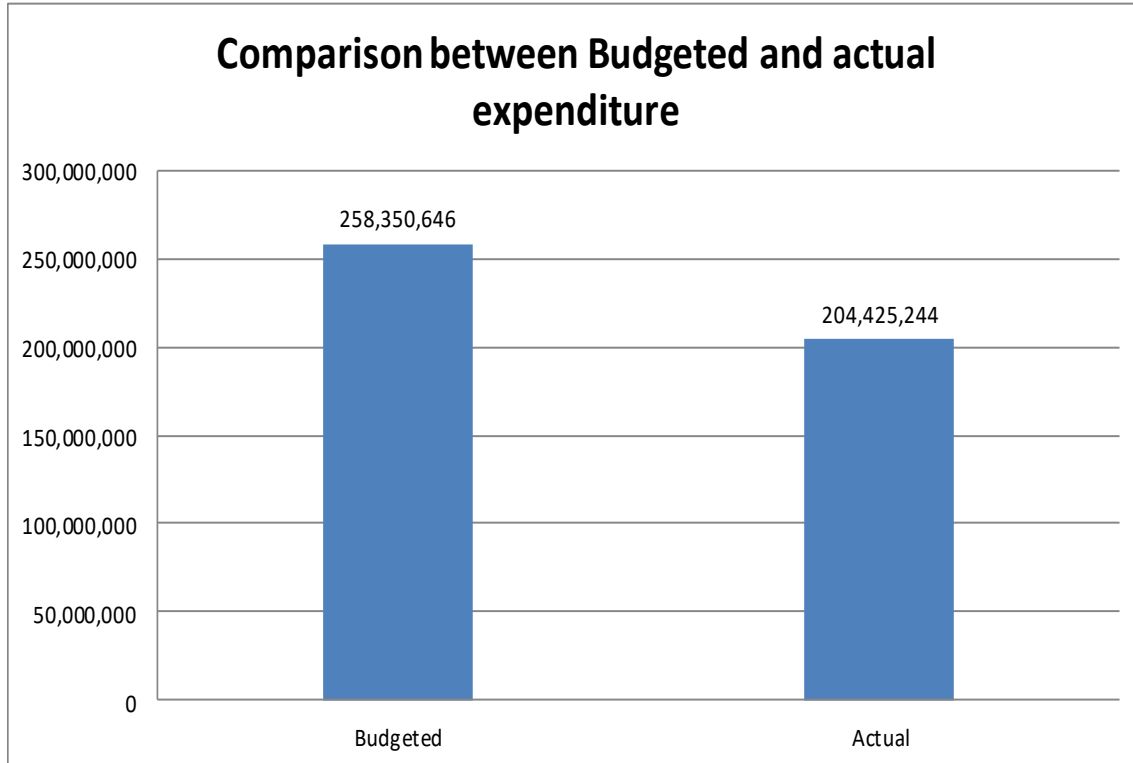
Actual and Budgeted Revenue in Comparison

Figure 5 Budgeted Versus Actual revenue, Quarter three 2019



- Above graph depicts the comparison between budgeted revenues (pro-rata basis) planned for collection in the Quarter three of the 2019FY, against the actual outturn for the same period (Quarter three 2019FY).
- The actual amount collected represents **89%** of the budgeted amount, indicating a short fall of **11%**.
- External Grants on the other hand were significantly above budget by **52%** for the quarter because of the amount of 21m received from Qatar.

Comparison between Budgeted and Actual Expenditure



- The above graph compares the amounts of expenditure budgeted for spending during Quarter three of the 2019 FY and actual expenditure was 79% against the budgeted amount during the reporting period.
- Actual expenditure was therefore 21% lower than the budgeted amount representing a significantly lower level of budget utilization during the third quarter; this was mainly due to expenditure that could not be incurred during the period because of delays in the disbursement of some of the expected external grants.

Following are statements extracted from the Somali Financial Information Management System [SFMIS].



Federal Government of Somalia

Summary of Government Revenue and Expenditure as of September, 2019

Description	Budget / Estimate	For the Month of September, 2019	YTD Actuals	Variance
Total Domestic Revenue	190,850,000	16,741,837	158,444,077	32,405,923
Tax revenue	135,200,000	12,977,501	111,672,743	23,527,257
Non-tax revenue	55,650,000	3,764,336	46,771,334	8,878,666
Total External Grants	153,349,036	21,974,428	71,445,131	81,903,905
Current - Grants Bilateral	30,000,000	18,816,859	28,916,829	1,083,171
Current - Grants - Multilateral	123,349,036	3,157,568	42,528,302	80,820,734
Current (Multi-lateral)				
Total Revenue and Grants	344,199,036	38,716,265	229,889,208	114,309,827
Total Recurrent Expenditure	319,150,486	27,748,940	194,130,608	125,019,878
Compensation of employees	162,464,375	17,689,965	115,446,720	47,017,655
Use of goods and services	113,610,517	7,251,876	50,780,276	62,830,241
Grants	42,101,744	2,807,099	27,638,472	14,463,272
Social benefits	352,680			352,680
Other expenses	621,170		265,140	356,030
Total Capital Expenditure	25,048,551	5,190,307	10,029,496	15,019,055
Consumption of fixed capital	25,048,551	5,190,307	10,029,496	15,019,055
Total Expenditure	344,199,037	32,939,246	204,160,104	140,038,933
Financing Gap / Surplus (-) or (+)	-1	5,777,018	25,729,105	-25,729,105

Items of Cash Balance	Balance b/f	Changes During the Period	Balance
Government Main Account	\$156,269.46	\$3,012,957.18	\$3,169,226.64
Senate	\$0.00	\$0.00	\$0.00
Office of the Presidency	\$0.00	\$0.00	\$0.00

Office of the Prime Minister	\$0.00	\$0.00	\$0.00
Custodial Corps	\$0.00	\$0.00	\$0.00
Armed Forces	\$0.00	\$3,257.00	\$3,257.00
Police Force	\$0.00	\$12,769.00	\$12,769.00
National Security Force	\$0.00	\$0.00	\$0.00
African Development Bank	\$0.19	\$0.00	\$0.19
African Development Bank Phase II	\$333,060.11	\$79,244.23	\$412,304.34
Capacity Injection Project	\$157,252.14	\$341,286.75	\$498,538.89
Education Sector Program Implementation Grant (ESPIG)	\$0.00	\$695,158.00	\$695,158.00
ICT Phase 2	\$564,014.24	\$857,729.97	\$1,421,744.21
ICT Phase 2 (Puntland)	\$212,119.66	(\$163,162.80)	\$48,956.86
PFM Phase 2 Scale-Up	\$271,294.76	\$1,035,063.19	\$1,306,357.95
RCRF Phase 2 FGS Bank A/c	\$3,046,174.37	(\$498,244.50)	\$2,547,929.87
RCRF Phase 2 Regions	\$741,753.15	\$186,723.95	\$928,477.10
RCRF WB Surge Support	\$7,059,723.56	(\$4,360,055.23)	\$2,699,668.33
SCORE Porject - Puntland	\$0.00	\$0.00	\$0.00
SCORE Project	\$75,090.61	(\$57,153.62)	\$17,936.99
SEAP Project	\$0.00	\$100,749.50	\$100,749.50
SFF-LD UN Bank A/c	\$97,303.37	\$475,034.45	\$572,337.82
SFF-LD WB Bank A/c	\$330,198.16	(\$38,192.66)	\$292,005.50
Somali Petroleum Technical Assistance Project	\$0.00	\$64,208.32	\$64,208.32
Somalia Urban Resilience Project	\$129,793.22	\$15,204.38	\$144,997.60
SUIPP	\$0.00	\$0.00	\$0.00
SUIPP-AF PROJECT	\$0.00	\$115,905.00	\$115,905.00
Support to Stabilization Project	\$241,291.57	(\$70,930.00)	\$170,361.57
Support to Stabilization project PH 2	\$0.00	\$186,950.00	\$186,950.00
European Union	\$4,988,045.60	\$13,784,681.39	\$18,772,726.99
Saudi Arabia	\$14,060,000.00	(\$5,597,766.82)	\$8,462,233.18
Qatar	\$0.00	\$13,628,011.23	\$13,628,011.23
Bank Balance	\$32,463,384.17	\$23,809,427.91	\$56,272,812.08

Items of Cash Advance and Payable Controls	Balance b/f	Changes During the Period	Balance
Petty Cash	\$0.00	\$15,000.00	\$15,000.00
Travel advance	\$0.00	\$1,206,384.60	\$1,206,384.60
MDA Advance	\$0.00	\$4,818,992.00	\$4,818,992.00
Contingency Advance	\$0.00	\$0.00	\$0.00
Salaries and Wages	\$0.00	\$7,773,439.50	\$7,773,439.50
Suppliers Control	\$0.00	(\$11,654,354.19)	(\$11,654,354.19)
Cash Advance and Payable Balance	\$0.00	\$2,159,461.91	\$2,159,461.91



Federal Government of Somalia

Revenue Performance Report from July, 2019 to September, 2019

Code	Description	Original Estimate	Virements	Revised Estimate	YTD Actuals	Variance
1111	Payable by individuals	6,400,000		6,400,000	2,245,552	4,154,448
111101	Canshuurt Mushaharka - Shaqaalaha Dawladda	3,900,000		3,900,000	948,187	2,951,813
111102	Canshuurt Mushaharka - Shaqaalaha Gaarka	2,500,000		2,500,000	1,297,366	1,202,634
111103	Canshuurta Faaidooyinka Ganacsiga Gaarka ah					
1112	Payable by corporations	2,200,000		2,200,000		2,200,000
112101	Canshuurta Faaidada Shirkadaha	2,200,000		2,200,000		2,200,000
1131	Canshuuraha Kale ee Dakhliga & Faaidooyinka	500,000		500,000	125,155	374,845
113101	Macaashka Daaraha	500,000		500,000	125,155	374,845
1141	Canshuuraha Guud ee Agabka & Adeegyadda	22,000,000		22,000,000	6,327,849	15,672,151
114101	Canshuurta Gedista - Hoteelada	200,000		200,000	336,735	-136,735
114102	Canshuuraha Gedista - Isgaarsiinta	6,500,000		6,500,000	1,797,476	4,702,524
114103	Canshuurta Gedista - Shirkadaha Korontada	500,000		500,000	20	499,980
114104	Canshuuraha Gedista - Waxyaabaha soo daga	13,000,000		13,000,000	3,897,061	9,102,939
114105	Canshuuraha Gedista - Tigidhada duulimaadka	1,800,000		1,800,000	296,557	1,503,443
114201	Canshuurta Gaarka ah - Biyaha Sifeysan & Cabitaanada					
1151	Customs and other import duty	85,000,000		85,000,000	21,600,840	63,399,160
115000	Canshuurta Furdooyinka iyo Ganacsiga	85,000,000		85,000,000		85,000,000

115115	Caleenta Shaaha			58,726	-58,726
115116	Qudaarta & Qudaar Miroodka			14,715	-14,715
115117	Qalabka Cinjirka ama Caagga			104,196	-104,196
115118	Lugaha Goomaha Gaadiidka			63,616	-63,616
115119	Digaaga & Ukuntta			83,893	-83,893
115120	Qalabka Dhismaha			1,077,070	-1,077,070
115121	Qala\bka Ellektaroonikadda			1,410,471	-1,410,471
115122	Nuuca Cuntdda Sida Bariid, Baasto IWM			2,009,925	-2,009,925
115123	Alaabta Guryaha			1,017,252	-1,017,252
115124	Waxyaabaha la isku qurxiyo			98,141	-98,141
115125	Kuwa Kale			3,467,288	-3,467,288
115126	Dahab				
115127	Kabaha Nuucwalba			297,986	-297,986
115128	Cabitaan			1,117,393	-1,117,393
1156	Other taxes on int. trade and transactions	12,000,000	12,000,000	4,863,374	7,136,626
115601	Canshuurta soodejinta ee Khaadka	12,000,000	12,000,000	4,863,374	7,136,626
1161	Casnhuurta Moorka	7,100,000	7,100,000	2,603,966	4,496,034
116101	Moorka Qaansheegadka & Qandaraasyadda - Notaayo	2,600,000	2,600,000	380,930	2,219,070
116102	Canshuurta Socodka Baabuurta	2,000,000	2,000,000	408,656	1,591,344
116103	Canshuuraha Moorka ee Kale	2,500,000	2,500,000	922,143	1,577,857
116109	canshuurta moorka ee furdooyinka			892,236	-892,236
1311	Deeq - Laba-geesood	30,000,000	30,000,000	28,816,829	1,183,171
131101	Current (Turkey)	30,000,000	30,000,000	7,500,000	22,500,000
131102	Current (Saudi Arabia)				
131103	Current (Qatar)			21,316,829	-21,316,829
131104	Current (UAE)				
131112	Current (Algeria government)				
1321	Deeq - Dhinacya badan	124,349,036	-1,000,000	123,349,036	25,649,527
132101	Bangiga Adduunka - Sanduuqa Trusr oo badan	6,557,675		6,557,675	600,469
132102	Baanka Adduunka - Mashruuca Kaqaadista Awoodda	7,638,433		7,638,433	581,836
132103	Baanka Adduunka - Maareynta Maaliyadda Guud	11,188,313	-1,000,000	10,188,313	1,492,345
132104	Bangiga Adduunka - Taageerada Qaybta ICT	2,500,000		2,500,000	1,313,593
132105	Bangiga Adduunka - SCORE	6,025,200		6,025,200	149,636
132106	Baanka Adduunka - RCRF - Mushaharka	39,000,000		39,000,000	4,051,822
132107	Baanka Adduunka - SOPTAP (Shidaalka)	484,500		484,500	69,985
132108	Bangiga Horumarinta Afrika - Hawlaha Dhaqaalaha iyo Maaliyadeed	4,906,168		4,906,168	1,182,826
132109	Qaramada Midoobay - Sanduuqa Dhismaha Nabadda	876,592		876,592	876,592
132110	Current - Urban Investment Planning Project (SUIIP)	3,097,425		3,097,425	422,880

132111	Qaramada Midoobay - Mashruuca Dhaqancelinta Degmada	1,699,694		1,699,694		1,699,694
132112	Midowga Yurub - Bilayska	2,000,000		2,000,000		2,000,000
132113	Midowga Yurub - Taageridda Miisaaniyadda	34,600,000		34,600,000	15,562,245	19,037,755
132114	Ururka Waxbarasha Ee Caalamiga ah	2,175,035		2,175,035		2,175,035
132115	Baanka Adduunka - Mashruuca SEAP	1,600,000		1,600,000	221,891	1,378,109
1331	Current (Multi-lateral)					
133101	Inter-entity transfers:Salaries					
1421	Administrative fees and charges	54,650,000	1,000,000	55,650,000	11,991,924	43,658,076
142201	Khidmadda Maamulka	2,200,000		2,200,000	623,517	1,576,483
142202	Khidmadda Dal-kugalka	4,800,000		4,800,000	1,618,470	3,181,530
142203	Khidmadda Baasaboorka	5,200,000		5,200,000	1,146,912	4,053,089
142204	Ruqsadda Ganacsiga iyo Warshadaha	650,000		650,000	203,350	446,650
142205	Oggolaanshaha shaqada - Ajaanibta	800,000		800,000	212,941	587,060
142206	Khidmadda Dekadda - Albayrak	22,000,000		22,000,000	7,047,255	14,952,745
142207	Khidmadda Garoonka Diyaaradaha - Favori	2,000,000		2,000,000	1,139,480	860,520
142208	Khidmada Ruqsadda Kallumaysiga	3,000,000	1,000,000	4,000,000		4,000,000
142210	Khidmada Hagaha Isgaarsinta	2,000,000		2,000,000		2,000,000
142211	Khidmadda Duulimaadka Hawadda	12,000,000		12,000,000		12,000,000
1425	Khidmadda Dekadaha				1,067,570	-1,067,570
142502	khidmadda dekedda				1,067,570	-1,067,570
	Grand Total	344,199,036		344,199,036	105,292,586	238,906,449



Federal Government of Somalia

Expenditures Report as of September, 2019

	Description	Budget / Estimate	For the Month of September, 2019	YTD Actuals	Variance
21	Compensation of employees	162,464,375	17,689,965	115,446,720	71%
2111	Mushaarka Shaqaalaha Joogtada ah	42,731,947	4,264,835	31,820,772	74%
2112	Gunno	105,352,882	12,278,512	76,030,820	72%
2131	Kharashaadka kale ee Shaqaalaha	12,629,668	1,146,618	7,205,657	57%
2151	Arrears on Salaries and Allowances	1,749,878		389,471	22%
22	Use of goods and services	113,610,517	7,251,876	50,780,276	45%
2211	Hawlaha Guud	7,028,987	458,010	3,520,306	50%
2212	Kiro	1,803,222	62,069	1,038,552	58%
2213	Shidaal & Saliid	6,061,507	361,717	2,799,951	46%
2214	Dayactir & Hagaajin	2,777,894	81,406	957,194	34%
2215	Alaabta Xafiiska iyo Agabyada kale	4,468,829	98,971	1,527,542	34%
2216	Kharashaadka Socdaalka	9,857,198	257,155	4,281,833	43%
2221	Kharashaadka Waxbarashada	1,775,004	98,400	416,068	23%
2222	Kharashaadka Tababarada	4,768,613	54,666	523,664	11%
2231	Adeegga Latalinta iyo Xirfadaha	16,449,695	584,554	4,058,004	25%
2232	Adeegga Hanti-dhwrka	487,500		10,197	2%
2241	Khidmada Bangiga	4,288,192	488,163	3,557,454	83%
2243	Lacagaha Caymiska	5,500			0%
2251	Caafimaadka & Fayadhowrka	1,205,000	10,000	417,253	35%
2253	Adeegga, Alaabta iyo Qalabka Militariga	794,818		445,300	56%
2255	Alaabaha & Adeegga kale ee Gaarka ah	4,080,521	174,684	1,131,227	28%
2256	Adeegga Howlgaladda Gaarka ah	7,883,500	620,660	5,022,792	64%
2261	Kharashaadka kale	39,874,537	3,901,423	21,072,938	53%
23	Consumption of fixed capital	25,048,551	5,190,307	10,029,496	40%
2311	Buildings and structures				
2312	Machinery, furniture and equipment	303,750			0%
2313	Information and Communication Technology (ICT)	2,977,421	15,254	15,254	1%
2314	Raasumaalka	21,767,380	5,175,052	10,014,241	46%

26	Grants	42,101,744	2,807,099	27,638,472	66%
2621	Current	819,727	6,500	534,625	65%
2631	Transfers to Sub National	41,282,017	2,800,599	27,103,847	66%
2670	Transfers by other general government units				
27	Social benefits	352,680			0%
2711	Faaidada Amniga Bulshadda	352,680			0%
28	Other expenses	621,170		265,140	43%
2821	Contingency Items - Operating & Capital Expenses	621,170		265,140	43%
31	Assets		1,106,086	6,025,377	#NUM!
3151	Advances		1,106,086	6,025,377	
Grand Total		344,199,037	34,045,332	210,185,480	61%



Federal Government of Somalia

Expenditures Report as of September, 2019

	Description	Budget / Estimate	For the Month of September, 2019	YTD Actuals	Variance
1	Administration & General	177,666,063	17,810,741	106,255,385	60%
10101	Office of the Presidency	5,929,237	796,169	4,470,451	75%
10201	Office of the Parliament	5,841,641	653,405	4,002,711	69%
10202	Members of Parliament (Allowance)	14,589,912	1,190,800	10,705,800	73%
10203	Members of Parliament (Allowance) Senate	4,113,520	364,577	2,845,004	69%
10301	Office of the Prime Minister	7,060,850	552,979	5,867,589	83%
10401	Ministry of Foreign Affairs	2,918,450	240,503	1,903,451	65%
10402	Embassies	5,579,886	365,926	3,052,113	55%
10501	Ministry of Finance	9,007,311	412,607	3,421,735	38%
10502	Accountant General	1,585,525	108,483	1,173,559	74%
10503	General Activities for the Government	48,286,617	7,745,515	36,615,093	76%
10504	Directorate of Financial Reporting Center	660,000	42,371	400,918	61%
10601	Ministry of Planning	2,671,703	219,545	1,584,845	59%
10701	Ministry of Interior and Federal Affairs	11,940,116	722,230	5,904,553	49%
10702	Somali Refugee and IDPs Commission	575,972	60,641	405,103	70%
10801	Ministry of Religious Affairs	1,661,000	87,075	1,339,370	81%
10901	Ministry of Justice and Endowment	719,078	50,815	433,557	60%
10902	Custodian Corps	6,737,224	1,151,877	4,572,034	68%
11001	Supreme Court	967,314	60,272	511,528	53%
11002	Banadir Court	1,474,712	110,046	1,014,151	69%
11003	Appeal Court	297,494	24,051	183,618	62%
11005	Judiciary Service Committee	178,632	3,776	46,984	26%
11101	Attorney General	1,055,028	65,679	703,065	67%
11201	Solicitor General	526,764	29,392	341,832	65%
11301	Auditor General	1,766,034	197,608	1,221,300	69%
11401	Ministry of Humanitarian Affairs and Disaster Management	1,205,426	111,440	716,580	59%
11501	Ministry of Constitution	1,927,848	418,544	1,035,468	54%
11601	Boundaries and Federation Commission	644,928	81,464	431,042	67%
11602	National Reconciliation Commission	501,132	65,761	335,213	67%
11603	National Independent Electoral Commission	3,000,000	233,349	1,105,646	37%
11604	Human Rights Commission	100,000			0%
11605	Indep. Constitution Review and Imp. Commission	686,816	91,718	466,154	68%
11606	National Civil Service Commission	1,290,149	189,852	958,303	74%
11607	The Independent Commission for Combating Corruption	100,000			0%
70201	Capacity Injection Project	7,238,433	34,328	903,285	12%
70202	Special Financing Facility (SFF)	2,509,918	54,162	1,277,065	51%
70203	Public Finance Management (PFM)	6,938,906	175,924	1,443,660	21%
70204	Economic and Financial Governance (EFGP)	4,406,168	905,577	1,233,612	28%

70205	Recurrent Costs & Reform Financing Project (RCRF)	2,150,000	60,211	754,251	35%
70206	Somali Core Economic Institutions and Opp. Prg (SCORE)	4,025,200	55,648	845,502	21%
70207	Support to Stabilization (S2S) Project	1,699,694		786,914	46%
70208	Somali Urban Investment Planning Project	3,097,425	76,422	1,242,327	40%
2	Security Services	110,894,403	12,484,745	75,821,448	68%
20101	Ministry of Defence	2,736,491	112,543	953,366	35%
20102	Armed Forces	62,223,395	4,959,308	40,326,832	65%
20103	Military Court	1,456,000	156,000	998,678	69%
20104	Disabled and Orphans Organization	115,000	10,000	53,243	46%
20201	Ministry of National Security	2,001,062	308,556	1,621,010	81%
20202	Police Force	25,789,856	4,687,839	20,324,865	79%
20203	National Security Force	12,505,680	1,604,460	8,216,625	66%
20204	Immigration Department	4,066,920	646,039	3,326,829	82%
3	Economic Services	29,045,554	2,147,908	16,060,010	55%
30101	Ministry of Water and Energy	1,316,237	97,346	813,260	62%
30201	Ministry of Mineral	966,422	70,051	653,511	68%
30301	Ministry of Agriculture	1,572,121	73,948	825,326	52%
30401	Ministry of Livestock and Forestry	1,011,958	71,384	669,407	66%
30501	Ministry of Fishery and Marine Resource	1,504,036	185,284	1,075,737	72%
30502	Somali Marine Research	508,164	48,449	337,992	67%
30503	Offshore and Fisheries Development Project	105,976	8,496	53,779	51%
30601	Ministry of Information	4,984,256	383,106	3,408,169	68%
30701	Ministry of Post and Telecommunication	1,684,626	133,164	1,043,050	62%
30702	National Communication Agency	2,088,000	59,800	446,395	21%
30801	Ministry of Public Work & Reconstruction	1,147,252	85,886	794,769	69%
30901	Ministry of Transport and Aviation	1,915,648	151,013	1,311,280	68%
30902	Civil Aviation and Meteo-Authority	1,222,196	84,148	710,126	58%
31001	Ministry of Transport and Ports	1,236,758	89,629	814,951	66%
31002	Hamar Port	1,021,300	155,550	716,343	70%
31101	Ministry of Industry & Commerce	2,176,104	252,256	1,573,290	72%
70209	Somali Petroleum Technical Assistance Project (SOPTAP)	484,500	6,474	55,755	12%
70210	ICT Sector Support	2,500,000	128,882	635,730	25%
70211	Water and Energy Project	1,600,000	63,043	121,142	8%
4	Social Services	26,593,016	1,601,938	12,048,637	45%
40101	Ministry of Health	7,256,030	310,993	1,146,820	16%
40201	Ministry of Education and Higher Education	10,372,681	683,017	5,617,612	54%
40202	Somali National University	3,401,716	289,166	2,376,741	70%
40203	Somali Academy of Sciences and Arts	996,281	54,103	544,786	55%
40204	Intergovernmental Ackademy of Somali Language	1,324,260	17,500	145,033	11%
40301	Ministry of Labor and Social Affairs	1,549,730	134,454	1,105,374	71%
40401	Ministry of Youth and Sport	676,354	44,783	473,625	70%
40501	Ministry of Women and Human Rights Dev.	915,964	67,922	638,647	70%
40502	Somali Disable Agency	100,000			0%
Grand Total		344,199,037	34,045,332	210,185,480	61%

11501	Ministry of Constitution	1,927,848	31,254	70,632	4%
11601	Boundaries and Federation Commission	644,928	82,624	134,712	21%
11602	National Reconciliation Commission	501,132	65,761	108,783	22%
11603	National Independent Electoral Commission	3,000,000	201,132	302,521	10%
11604	Human Rights Commission	100,000			0%
11605	Indep. Constitution Review and Imp. Commission	686,816	91,718	146,754	21%
11606	National Civil Service Commission	1,292,579	141,379	257,723	20%
11607	The Independent Commission for Combating Corruption	100,000			0%
70201	Capacity Injection Project	7,638,433	228,923	266,664	3%
70202	Special Financing Facility (SFF)	7,434,268	459,489	505,734	7%
70203	Public Finance Management (PFM)	10,188,313	46,323	46,323	0%
70204	Economic and Financial Governance (EFGP)	4,906,168	40,584	203,097	4%
70205	Recurrent Costs & Reform Financing Project (RCRF)	2,150,000	138,782	190,854	9%
70206	Somali Core Economic Institutions and Opp. Prg (SCORE)	6,025,200	66,601	144,386	2%
70207	Support to Stabilization (S2S) Project	1,699,694	67,582	186,964	11%
70208	Somali Urban Investment Planning Project	3,097,425	89,845	89,845	3%
2	Security Services	110,900,793	10,265,273	14,689,852	13%
20101	Ministry of Defence	2,736,491	207,442	311,906	11%
20102	Armed Forces	62,223,395	5,730,332	7,746,982	12%
20103	Military Court	1,456,000	198,383	301,383	21%
20104	Disabled and Orphans Organization	115,000	10,000	15,000	13%
20201	Ministry of National Security	2,007,452	160,721	288,863	14%
20202	Police Force	25,789,856	2,454,234	3,689,054	14%
20203	National Security Force	12,505,680	857,371	1,314,704	11%
20204	Immigration Department	4,066,920	646,790	1,021,960	25%
3	Economic Services	29,022,606	2,326,787	4,830,807	17%
30101	Ministry of Water and Energy	1,304,927	87,329	238,791	18%
30201	Ministry of Mineral	970,832	139,722	209,583	22%
30301	Ministry of Agriculture	1,558,891	87,158	228,739	15%
30401	Ministry of Livestock and Forestry	1,018,348	93,949	219,537	22%
30501	Ministry of Fishery and Marine Resource	1,514,776	167,329	326,588	22%
30502	Somali Marine Research	508,164	59,725	114,519	23%

30503	Offshore and Fisheries Development Project	105,976	8,496	12,744	12%
30601	Ministry of Information	4,964,846	507,566	1,152,936	23%
30701	Ministry of Post and Telecommunication	1,698,426	114,985	294,618	17%
30702	National Communication Agency	2,088,000	76,144	125,244	6%
30801	Ministry of Public Work & Reconstruction	1,156,072	98,856	244,413	21%
30901	Ministry of Transport and Aviation	1,907,440	233,670	405,430	21%
30902	Civil Aviation and Meteo-Authority	1,222,196	59,128	163,424	13%
31001	Ministry of Transport and Ports	1,232,608	100,285	269,883	22%
31002	Hamar Port	1,021,300	152,800	229,200	22%
31101	Ministry of Industry & Commerce	2,165,304	259,064	511,578	24%
70209	Somali Petroleum Technical Assistance Project (SOPTAP)	484,500			0%
70210	ICT Sector Support	2,500,000	80,581	83,581	3%
70211	Water and Energy Project	1,600,000			0%
4	Social Services	26,516,196	1,874,300	3,414,417	13%
40101	Ministry of Health	7,260,440	114,683	297,999	4%
40201	Ministry of Education and Higher Education	10,363,861	847,470	1,399,642	14%
40202	Somali National University	3,401,716	525,164	847,439	25%
40203	Somali Academy of Sciences and Arts	995,451	82,603	136,244	14%
40204	Intergovernmental Ackademy of Somali Language	1,324,260	35,000	48,700	4%
40301	Ministry of Labor and Social Affairs	1,499,360	132,821	336,551	22%
40401	Ministry of Youth and Sport	639,424	60,252	144,156	23%
40501	Ministry of Women and Human Rights Dev.	931,684	76,307	203,686	22%
40502	Somali Disable Agency	100,000			0%
Grand Total		344,199,037	26,270,752	49,719,874	14%

-----END-----